

# Send

## At all times and in all places

In worship we say, "It is right to give thanks and praise." We can thank and praise God in all places and at all times. Our love of God is the same even when our thanks comes to God in different words and different places.




Words can have the same sounds but different meanings. Circle the word that matches the picture.



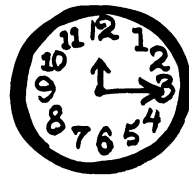
heel heal



write right



you ewe



hours ours



*Dear Lord, we give you thanks at all times for our daily gifts. Amen*

## This week

Draw a face on each of your fingers with a pen or marker. Then retell the story of the 10 healed by Jesus and the one who came back to give thanks.

# Kids Celebrate

Lectionary 28



## gather

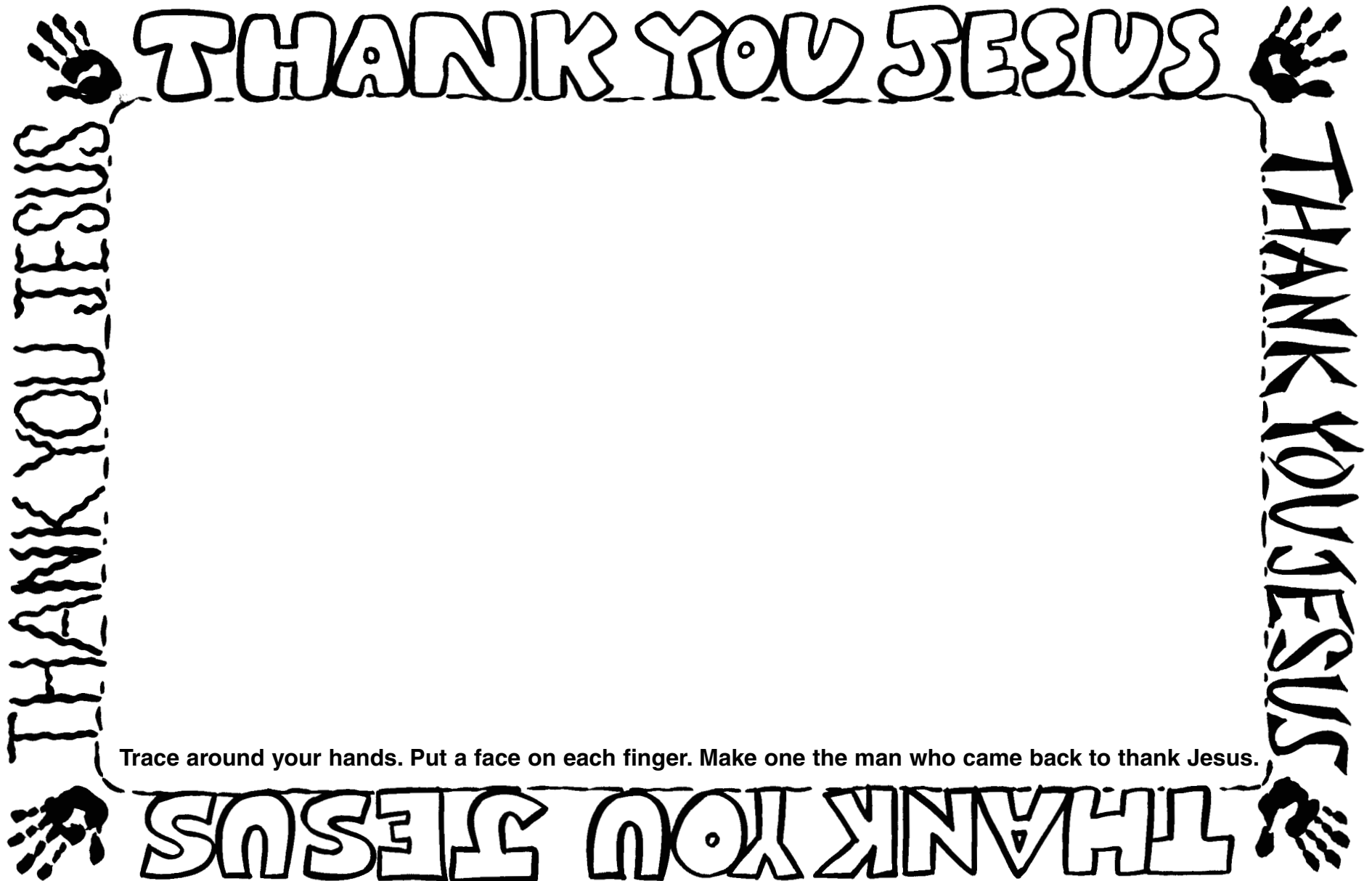
Welcome to worship. What time is it? Time to give thanks! Match the clocks with the correct scenes. What kind of prayer would you pray at each of these times?



**Lord, have mercy**

Luke 17:11-19

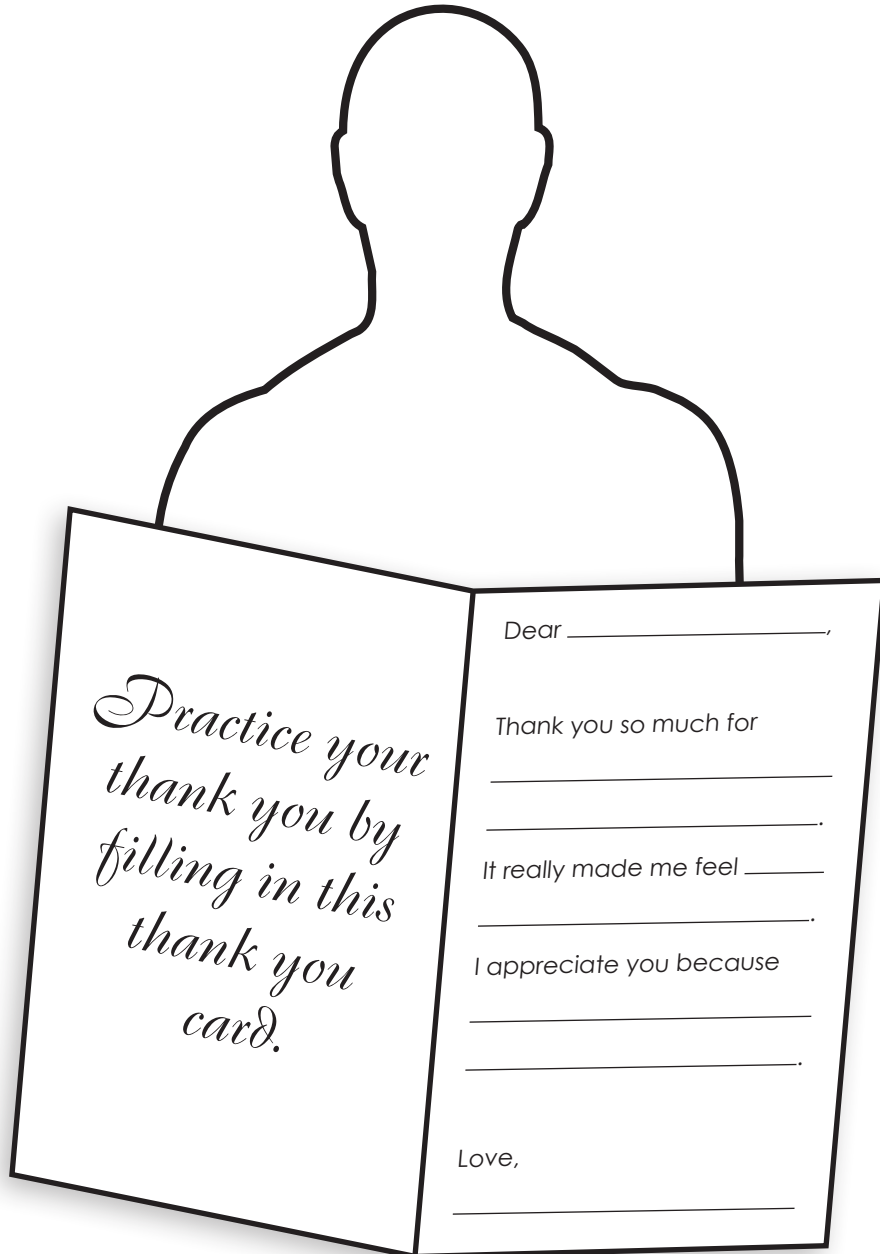
Kyrie eleison means Lord, have mercy. Say: KEE-ree-ay eh-LAY-ee-son. Like the people healed in today's gospel, we ask for God's mercy, peace, and help for us and all people.



Trace around your hands. Put a face on each finger. Make one the man who came back to thank Jesus.

## Saying Thank You TODAY

There are a lot of people at church who deserve a thank you. Did you like the music today? Thank the musicians! Was today's sermon really great? Tell the pastor thank you! Are you just glad you're there? Thank the person that took you to church this morning! Draw the person you're going to thank.




# READER

Pentecost 18

- Today is the **18<sup>th</sup>** Sunday after Pentecost.
- In Pentecost, we learn about **Jesus' amazing power to heal**.
- We also learn how important it is to **be grateful**.

## Drawing with Dots

*Pointillism* is a way of drawing where you draw a picture using only dots. The dots make up a bigger picture. See the pointillist cross as an example! Can you draw a tree using the pointillism technique? Remember, no lines—only dots!



Using the key below, complete today's memory verse.

## Memory Verse

"  n  n  f

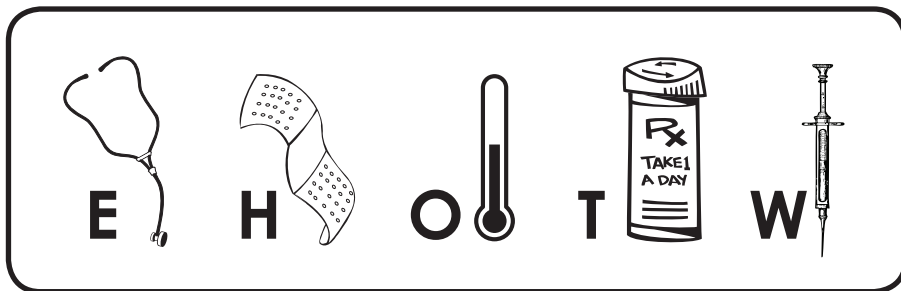
  m,   n  sa 

 at  was  aled,

 urn  d back, praising

G  d  i  a  lud  vic .

-Luk  17:15



## When To Say "Thank You"

Read these descriptions of different situations. When would you say *thank you*? In the situations where you don't say *thank you*, what should you say?

"I saw you didn't have much for lunch today. Would you like half of my sandwich?"

---

---

"I just moved here. Would you like to come to my house to play?"

---

---

"I heard you singing in choir the other day. You have a beautiful voice!"

---

---

"That kid answered a question wrong in math class. He probably isn't very smart."

---

---


*Leprosy.* That's the name of the disease the 10 men in the Bible story had. Leprosy is still around today, but now it is called Hansen's Disease. This disease causes skin sores and weak muscles. Fortunately we have much better understanding of Hansen's Disease and how to treat it with antibiotics.

## Did You Know?

During Bible times, people who had leprosy were shunned from society. They were considered outcasts. They couldn't even live in the same area or communicate with healthy people! That's what makes Jesus all the more radical. He didn't care what society thought. Jesus loves and cares for us—no matter what!

Who can you say thank you to after church today?  
The pastor? The musicians? Your family?

**Draw them below!**

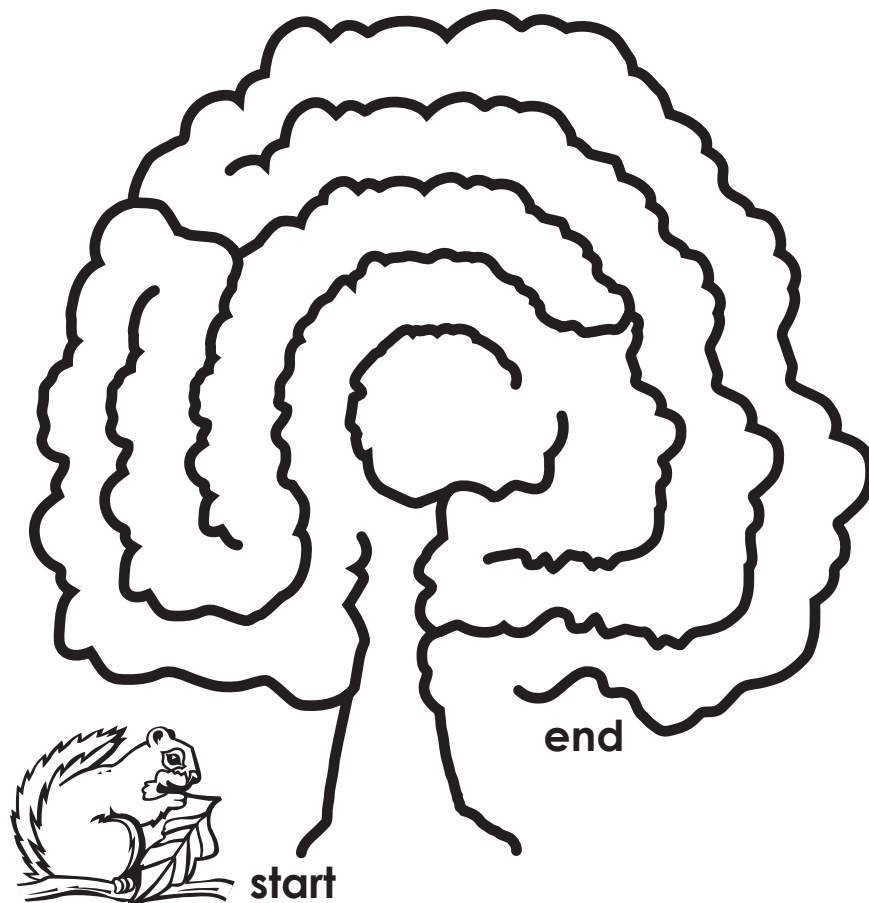


# PRE-READER

Pentecost 18

- Today is the **18<sup>th</sup>** Sunday after Pentecost.
- In Pentecost, we learn about **Jesus' amazing power to heal.**
- We also learn how important it is to say **thank you.**

**Help Sophie the Squirrel get up the tree by completing this maze!**







**Only one man returned, thanking and praising Jesus.**



**Draw someone who is not thankful.**

**Draw someone who is very thankful.**



**Draw Jesus' face when we are thankful.**